


Country Specific Solutions

Sabik is a reliable and flexible partner in developing products for country specific needs. One of our latest development is a signal that meet the new Finnish specification OJ 2010. The 100mm signal units are equipped with power LEDs installed in a special slim and tall housing.

- **Light generation with 8 power LEDs used with low current for high reliability**
- **Automatic night time dimming according to the input voltage / power level**
- **Wide operational voltage range: 6,0-14,0 VAC (TRMS)**
- **Unique Line Test feature ensuring stable turn on and off regardless of the coupled power on the signal line**
- **Optical feedback monitoring of each individual LED**
- **Adjustable power consumption with Dummy Load power resistor**
- **Many adjustable operational parameters: current consumption in day and night mode, turn on and off power levels, luminous intensity levels, turn on and off delays, voltage hysteresis level for day-night-mode change, frequency of the AC line voltage, number of failed LEDs allowed for operation**
- **Access to operational parameters with wireless IrDA connection or with serial cable**
- **3 optoisolated digital outputs for the interlocking system to monitor the signal status: Signal On output, Minor Error output for signal health monitoring, Major Error output for self shutdown monitoring**



- All optoisolated digital outputs and inputs are potential free and non-polar
- Robust mechanical structure – LED Signal Unit housing of casted aluminum
- Thermally designed for power LEDs to be used for the light source
- High optical performance, special design to minimize the Phantom effect
- Metal housing of stainless steel tolerates impacts and offers good EMC protection

Main Technical Specification

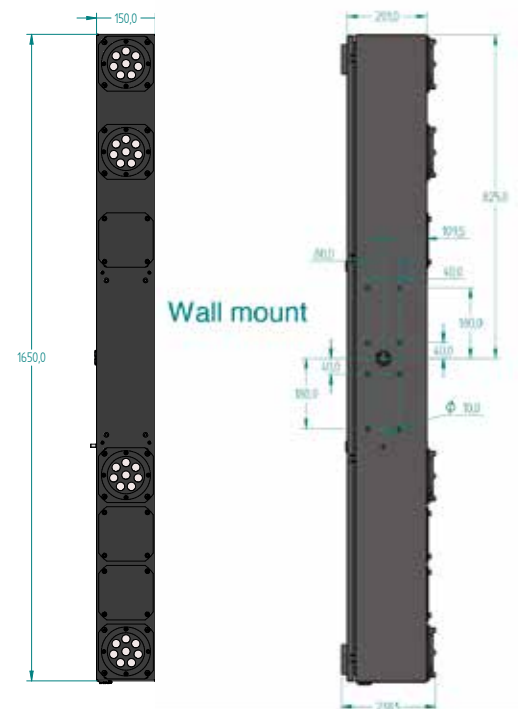
Visual lens size	100 mm
Lens material	Polycarbonate
Light source	8 power LEDs per light unit
Luminous intensity day all colors	1000 cd (can be adjusted)
Luminous intensity night yellow	400 cd (can be adjusted)
Luminous intensity night red and green	250 cd (can be adjusted)
Luminous intensity night white and blue	250 cd (can be adjusted)
Luminous divergence	8 ° @ 50 % (±1 °) and 15 ° @ 10 % (±2 °) of top intensity
Supply Voltage Day	10 - 14 VAC, nominal voltage 12 VAC
Supply Voltage Night	6 - 10 VAC, nominal voltage 8 VAC
Line Transient Protection	Signal housing equipped with overvoltage protection units
Power Consumption Day	10 W - 30 W, can be adjusted with the dummy load resistor
Power Consumption Night	5 W - 15 W, can be adjusted with the dummy load resistor
Power consumption Off mode	< 0,5 W
Signal turn on and off delay	70 ms, can be adjusted to 40 ms
Temperature range	-40 ° - +65 ° according to EN 50125-3 class T1 and T2
Control outputs	3 optoisolated digital outputs, voltage max 350 VDC or 250 VAC
Protection class	IP 56
EMC test	According to EN 50121 and EN 50124
Design	According to EN 50129
Weight	27 - 32 kg
Mounting	Pole or wall (left and right) mount options

Product

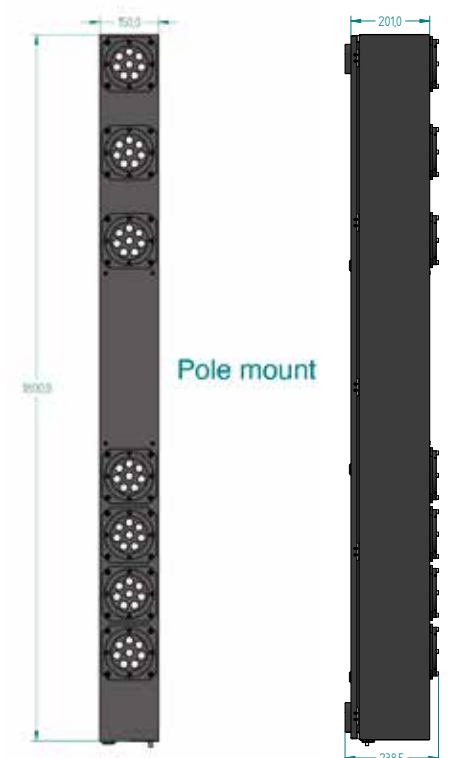
Separate signal units with 12 VAC interface

RSLW 100.12FI	white
RSLR 100.12FI	red
RSLG 100.12FI	green
RSLY 100.12FI	yellow
RSLB 100.12FI	blue
RSLG 100.12FIF	green flashing
RSLY 100.12FIF	yellow flashing

Product codes for the ready equipped OJ 2010 signals available on request



Wall mount



Pole mount



Bottom